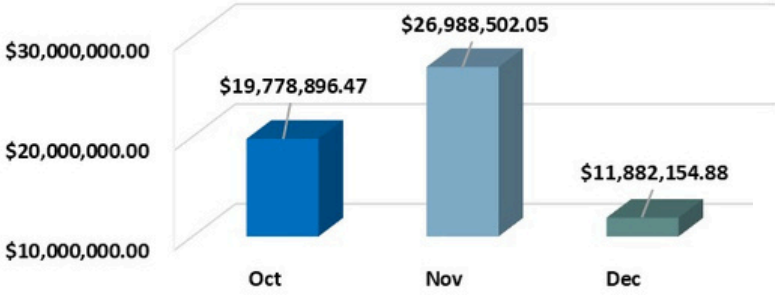


DEVELOPMENT ACTIVITY FISCAL YEAR 2025

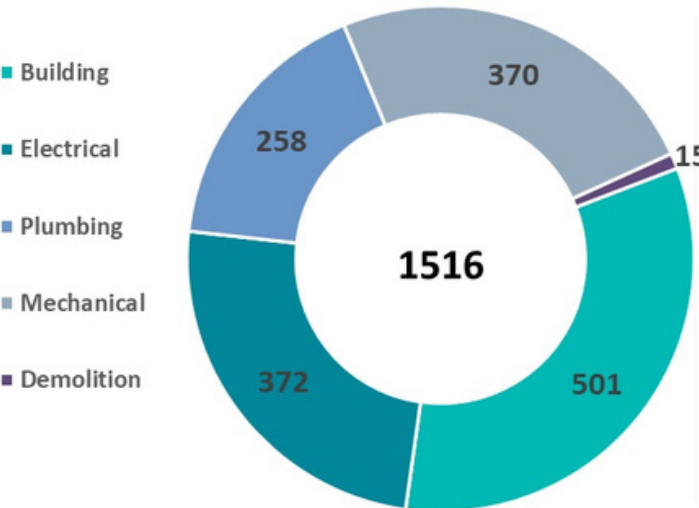
2ND QUARTER: OCTOBER, 2024 - DECEMBER, 2024

MARKET VALUE OF ALL CONSTRUCTION*
FY2025 Q2 - \$58,649,553.40



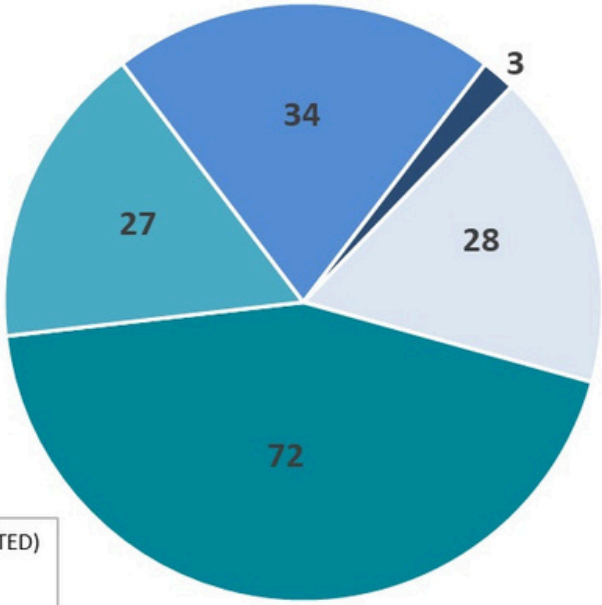
* All construction includes new residential construction, remodels, miscellaneous structures (garages, sheds, etc.), assembly, business, educational, hazardous and institutional structures.

BUILDING PERMITS ISSUED FY25 Q2



DWELLING UNITS PERMITTED FY25 Q2

- Single Dwelling Detached
- Multi-Dwelling Apt
- Multi-Dwelling Condo
- Townhouse Exemption Development**
- ADU



** A Townhome Exemption Development (TED) with attached or detached units on TED ownership parcels.

FISCAL YEAR-TO-DATE COMPARISON
through 2nd QUARTER

	FY2025 Q2 Units Permitted	FY2024 Q2 Units Permitted
Single Dwelling Attached*	5	9
Single Dwelling Detached	56	40
Duplex	6	2
Multi-Dwelling Apt	200	42
Multi-Dwelling Condo	27	4
Townhome Exemption Development **	42	15
TOTAL UNITS PERMITTED	336	112

* A traditional townhouse unit on a platted subdivision lot
** A Townhome Exemption Development (TED) with attached or detached units on TED ownership parcels.

	FY2025 Q2	FY2024 Q2
Market Value of All Construction*	\$ 226,812,797.65	\$ 101,782,800.81

* All construction includes remodels, miscellaneous structures (garages, sheds, etc.) and assembly, business, educational, hazardous and institutional structures.

- The number of permitted dwelling units 2nd quarter year-to-date increased by 200% from FY24 to FY25. This was due to the permitting of significantly more apartment units through the 2nd quarter of FY2025.
- During this same time period, the market value of all construction increased by 123% as a result of the increase in permitted dwelling units.

