



Welcome to the:

Missoula Community Needs Assessment
Wednesday, February 1st, 2017
6:00pm-7:30pm
Missoula Public Library



Community Needs Assessment

Agenda

- | | |
|---------------|---|
| 6:00pm-6:05pm | Welcome and Introduction |
| 6:05pm-6:15pm | CDBG / HOME Background |
| 6:15pm-6:25pm | Online Survey Results |
| 6:25pm-6:50pm | Small Group Discussion #1 (Each attendee picks from: Housing, Public Services / Facilities, Public Services, or Economic Development) |
| 6:50pm-7:15pm | Small Group Discussion #2 (Each attendee picks from: Housing, Public Services / Facilities, Public Services, or Economic Development) |
| 7:15pm-7:30pm | Report Out & Conclusion |



Community Needs Assessment

- Conducted annually to collect community input to inform CDBG and HOME funding decisions
- Feedback from Community Needs Assessment will be summarized and included in the City of Missoula's Program Year (PY) 2017 Action Plan.
- Timeline:
 - February 1st, 2017 – Community Needs Assessment
 - February 7th, 2017 – CDBG / HOME Application Workshop – 4pm-6:30pm – Jack Reidy Conference Room – Council Chambers
 - February 17th, 2017 – CDBG / HOME Pre-Application Deadline
 - March 3rd, 2017 – CDBG / HOME Application Deadline
 - April 2017 – Housing and Community Development (HCD) presents Action Plan to City Council for public comment and approval
 - May 2017 – Approved Action Plan submitted to HUD
 - July 1, 2017 – Program Year (PY) 2017 begins



CDBG and HOME Programs

Community Development Block Grant (CDBG)

- The primary objective of CDBG is the development of viable urban communities by providing decent housing, a suitable living environment, and expanding economic opportunities for low- and moderate-income individuals.
- Missoula's CDBG allocations are based around four principal areas:
 1. Housing
 2. Economic development
 3. Public services
 4. Public facility/infrastructure

HOME Investment Partnerships Program (HOME)

- Purpose of HOME is to provide decent, affordable housing to low-moderate income households.
- Eligible HOME activities include:
 1. Homeowner rehabilitation
 2. Homebuyer activities
 3. Rental housing
 4. Tenant-based rental assistance (TBRA)

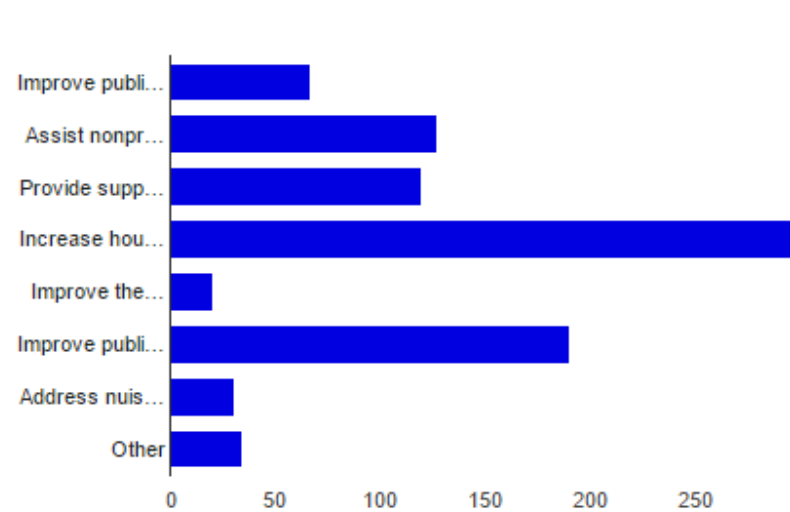


- Survey data from 1/18/17 through 1/29/17
- 465 responses
- List options were rotated in questions
- Methodology is not scientific



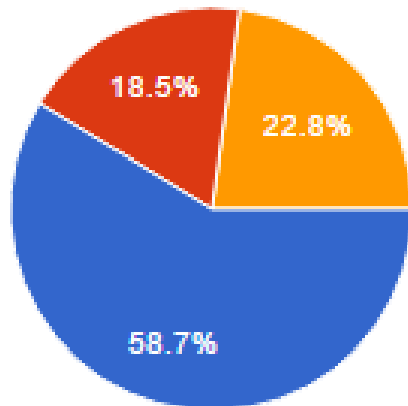
Online Survey Results

Which of the following do you believe are the top priorities for Missoula? (Pick up to 2)



Improve public facilities (parks, libraries, etc)	67	14.4%
Assist nonprofits providing community services	127	27.3%
Provide support for small business assistance and job creation	120	25.8%
Increase housing that is affordable for all income levels	296	63.7%
Improve the physical condition of residential homes	20	4.3%
Improve public infrastructure (roads, sidewalks, water, sewer, etc)	190	40.9%
Address nuisance and blighted areas	31	6.7%
Other	34	7.3%

In three years, will Missoula be...



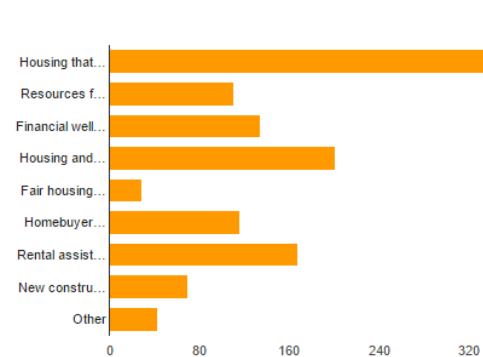
Better	273	58.7%
Worse	86	18.5%
The Same	106	22.8%





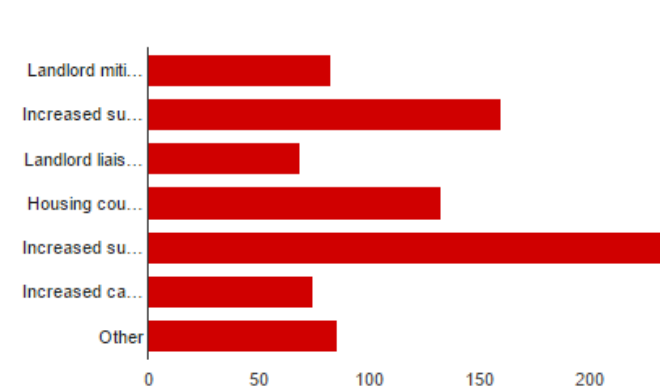
Online Survey Results

Which of the following housing opportunities would you prioritize? (Pick up to 3)



Housing Opportunity	Count	Percentage
Housing that is affordable for homebuyers / renters earning low and moderate incomes	343	73.8%
Resources for home rehabilitation and repair	111	23.9%
Financial wellness education for homebuyers / homeowners / renters including topics like credit counseling, foreclosure prevention, mortgage qualification / modification, etc.	134	28.8%
Housing and services for people who are homeless	201	43.2%
Fair housing counseling for homebuyers, homeowners, and renters	29	6.2%
Homebuyer downpayment assistance	116	24.9%
Rental assistance for renters with low and moderate incomes	168	36.1%
New construction and/or rehab of housing that is visitable and/or accessible to persons with disabilities	70	15.1%
Other	43	9.2%

Which of the following housing-related services do you believe would be most effective in combating homelessness? (Pick up to 2)



Housing-Related Service	Count	Percentage
Landlord mitigation fund that would protect property owners from potential damages caused by tenants	83	17.8%
Increased supply of rental assistance	160	34.4%
Landlord liaison that can mediate / resolve challenges between landlord and tenant	69	14.8%
Housing counseling for people either experiencing or at risk or homelessness	133	28.6%
Increased supply of permanent supportive housing	234	50.3%
Increased capacity for homeless shelters	75	16.1%
Other	86	18.5%

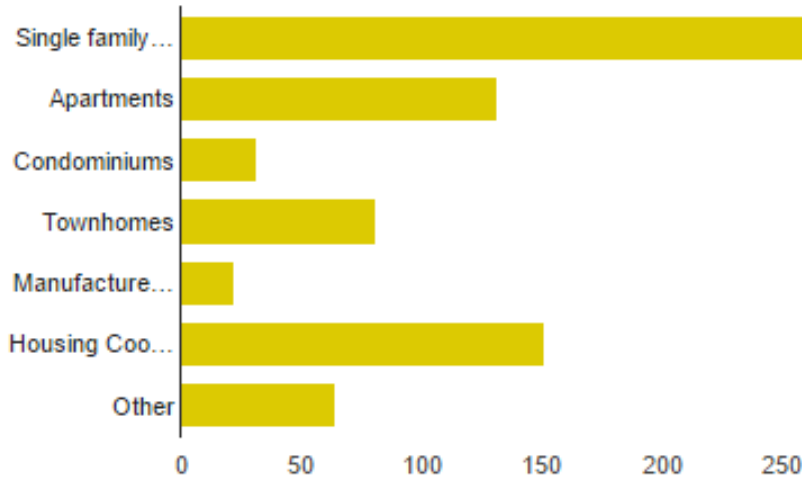




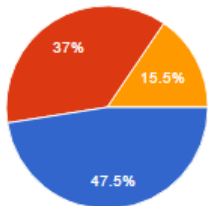
Online Survey Results

What type of housing is most needed in Missoula? (pick up to 2)

Single family homes	298	64.1%
Apartments	132	28.4%
Condominiums	32	6.9%
Townhomes	81	17.4%
Manufactured housing	22	4.7%
Housing Cooperatives / Community Land Trusts	151	32.5%
Other	64	13.8%



Thinking about the need to provide housing that is more affordable for homebuyers / renters earning low and middle incomes, which of these statements do you most agree with?



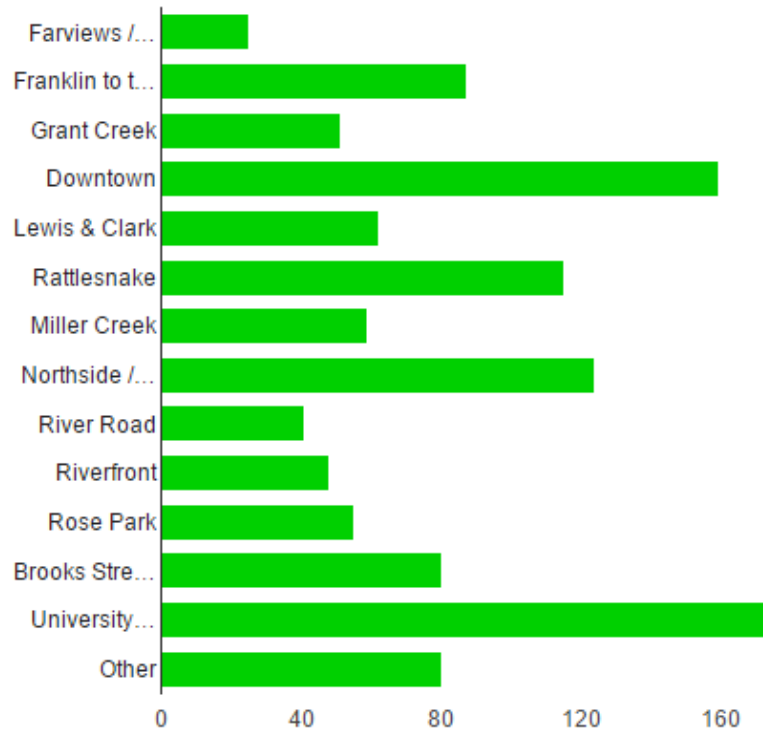
Homebuyers and renters need more resources to be able to attain housing that is affordable.	221	47.5%
Developers need more resources to be able to create housing that is affordable.	172	37%
Don't know / prefer not to answer	72	15.5%





Online Survey Results

Which of the following areas need more housing that is affordable for homebuyers / renters earning low incomes? (Pick up to 3)

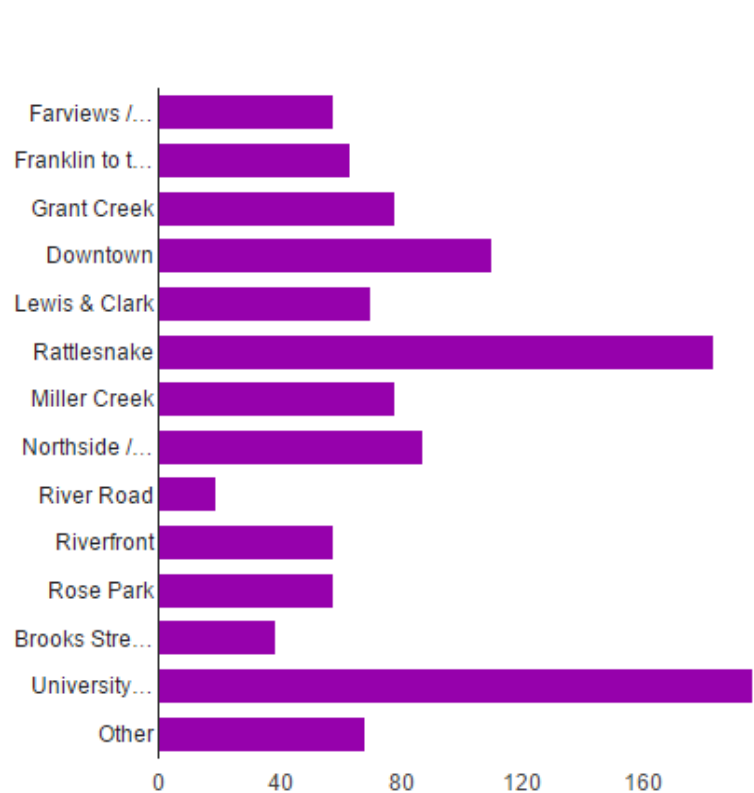


Farviews / Pattee Canyon	25	5.4%
Franklin to the Fort	87	18.7%
Grant Creek	51	11%
Downtown	159	34.2%
Lewis & Clark	62	13.3%
Rattlesnake	115	24.7%
Miller Creek	59	12.7%
Northside / Westside	124	26.7%
River Road	41	8.8%
Riverfront	48	10.3%
Rose Park	55	11.8%
Brooks Street Corridor / Southern Triangle	80	17.2%
University District	174	37.4%
Other	80	17.2%



Online Survey Results

Which of the following areas need more market rate housing that is affordable for homebuyers / renters earning middle incomes? (Pick up to 3)




Farviews / Pattee Canyon	58	12.5%
Franklin to the Fort	63	13.5%
Grant Creek	78	16.8%
Downtown	110	23.7%
Lewis & Clark	70	15.1%
Rattlesnake	183	39.4%
Miller Creek	78	16.8%
Northside / Westside	87	18.7%
River Road	19	4.1%
Riverfront	58	12.5%
Rose Park	58	12.5%
Brooks Street Corridor / Southern Triangle	39	8.4%
University District	196	42.2%
Other	68	14.6%





Online Survey Results

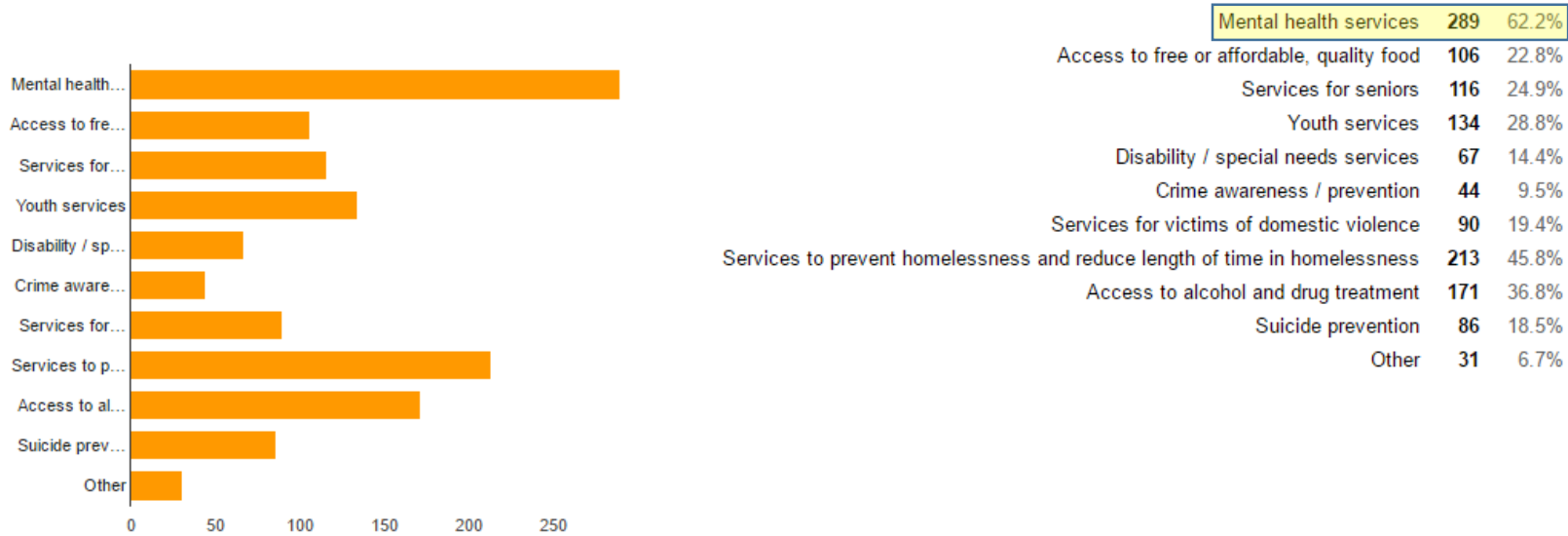
Please select the top three (3) priorities that will help foster increased business development and job creation in Missoula. (Pick up to 3)



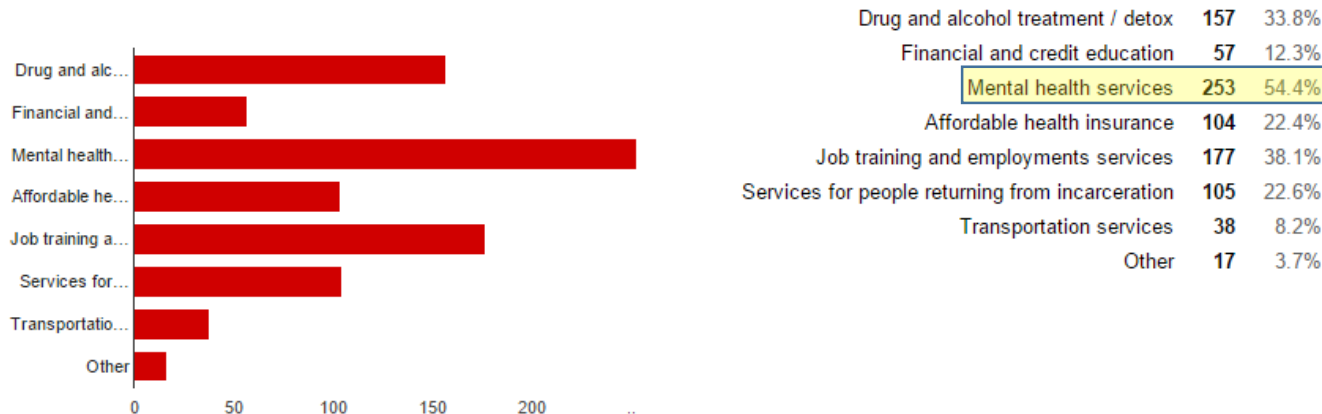


Online Survey Results

Please select the top three (3) community services Missoula should prioritize (Pick up to 3)



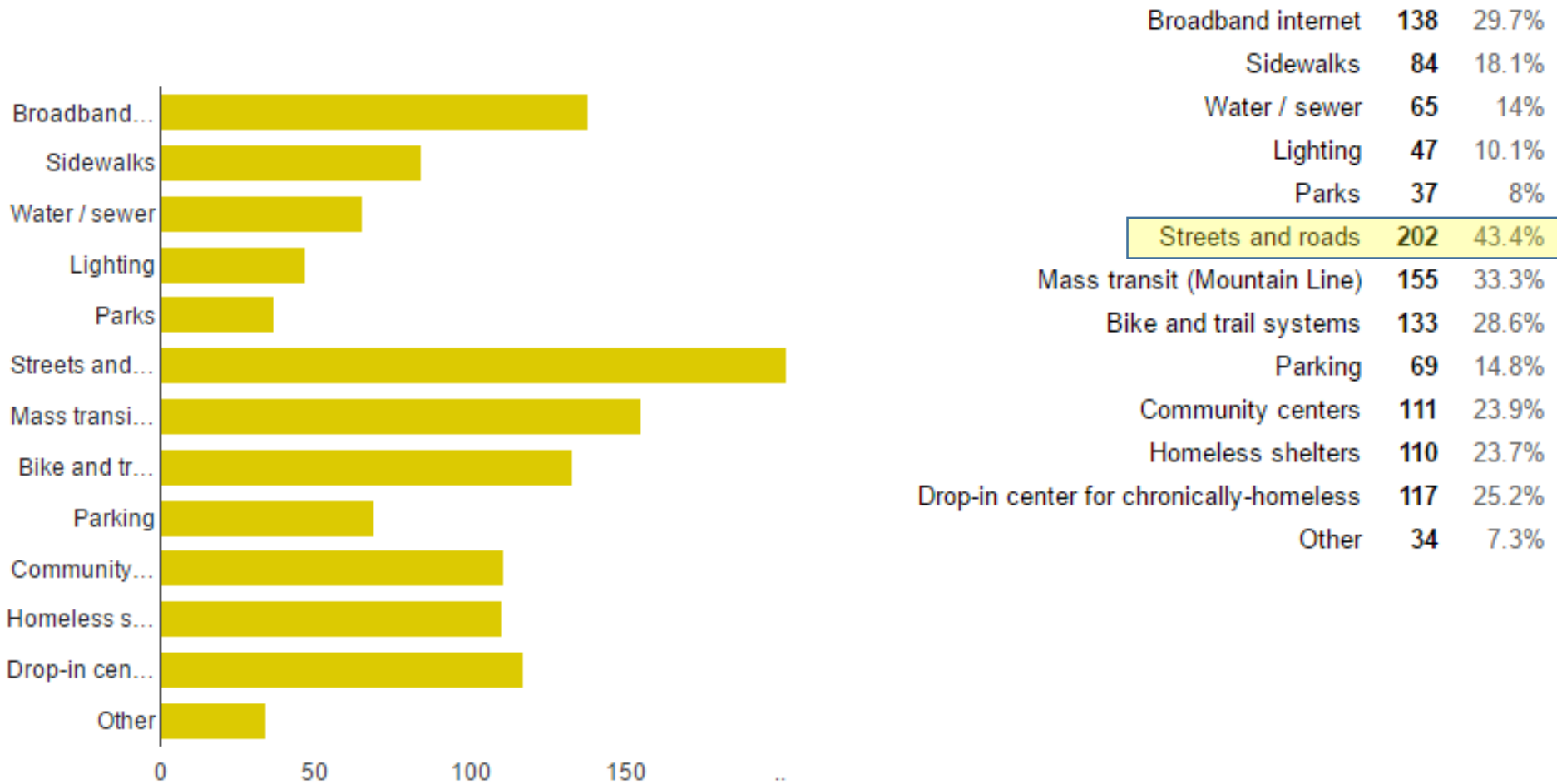
Thinking of community services other than housing, which of the following would you prioritize for people experiencing or at risk of homelessness? (Pick up to 2)





Online Survey Results

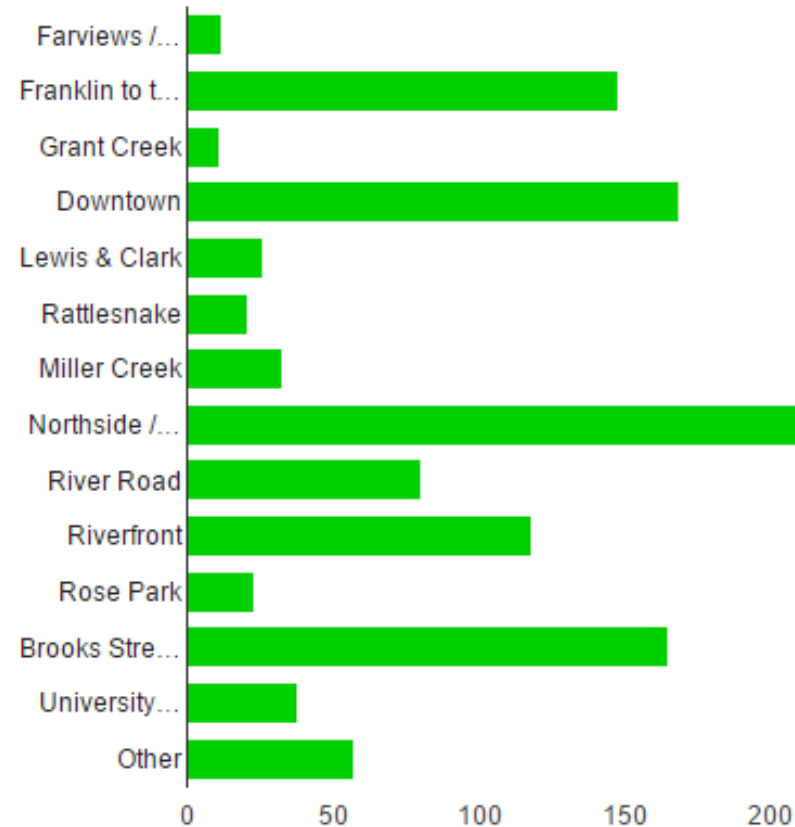
Which of the following public infrastructure and facilities opportunities should Missoula prioritize? (Pick up to 3)





Online Survey Results

Which of the following areas would you prioritize for increased infrastructure and public facilities investments? (Pick up to 3)



Farviews / Pattee Canyon	12	2.6%
Franklin to the Fort	148	31.8%
Grant Creek	11	2.4%
Downtown	169	36.3%
Lewis & Clark	26	5.6%
Rattlesnake	21	4.5%
Miller Creek	33	7.1%
Northside / Westside	237	51%
River Road	80	17.2%
Riverfront	118	25.4%
Rose Park	23	4.9%
Brooks Street Corridor / Southern Triangle	165	35.5%
University District	38	8.2%
Other	57	12.3%





Small Group Discussion

6:25pm-6:50pm

Small Group Discussion #1 | Each attendee picks from:

- **Housing** (Facilitator: Will Sebern)
- **Public Infrastructure / Facilities** (Facilitators: Jane Kelly Linzie Norman)
- **Public Services** (Facilitator: Theresa Williams)
- **Economic Development** (Facilitator: Eran Pehan)

6:50pm-7:15pm

Small Group Discussion #2 (Repeat process from above)

7:15pm-7:25pm

Report Out

- Attendees will be asked to report out on something they learned from the Needs Assessment that they had not considered before



Small Group Discussion

Ground rules for Discussion

- Each attendee will have **90 seconds** to share their thoughts about a community need and/or solution to that need related to the topic of that group. Attendee may either speak for the 90 seconds or “pass”.
- Facilitator will start with the person to his/her left and will work clockwise around the circle.
- Facilitator will raise his/her hand when 10 seconds are remaining.
- After one round of speaking is complete, attendees may ask questions related to what was said or add comments about a new concept.
 - Follow the same process, starting with the person immediately to the left of the facilitator and working our way around the circle.
 - No time limit during this portion, please keep remarks **concise** so that all have the opportunity to participate.
- Engage in active listening.
- We further expect that participants will refrain from disrespectful displays including profanity, personal attacks, and heckling



Thank You!

CDBG / HOME Application Workshop

Tuesday, February 7th

4:00pm-5:30pm

Council Chambers – Jack Reidy Conference Room

Questions?

Will Sebern

Housing and Community Development

wsebern@ci.missoula.mt.us

406.552.6396

<http://www.ci.missoula.mt.us/2086/Housing-Community-Development>