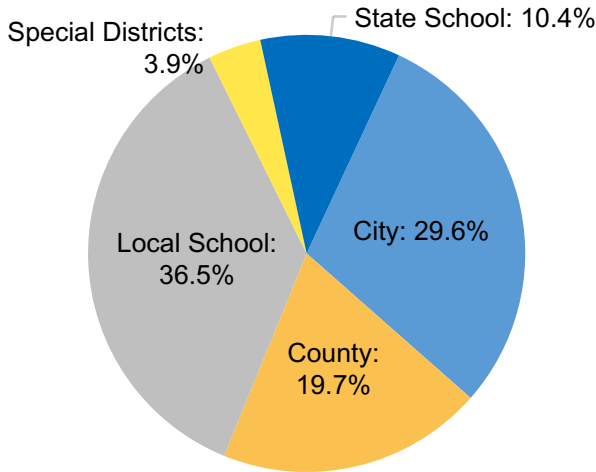




Budget Q & A FY2019

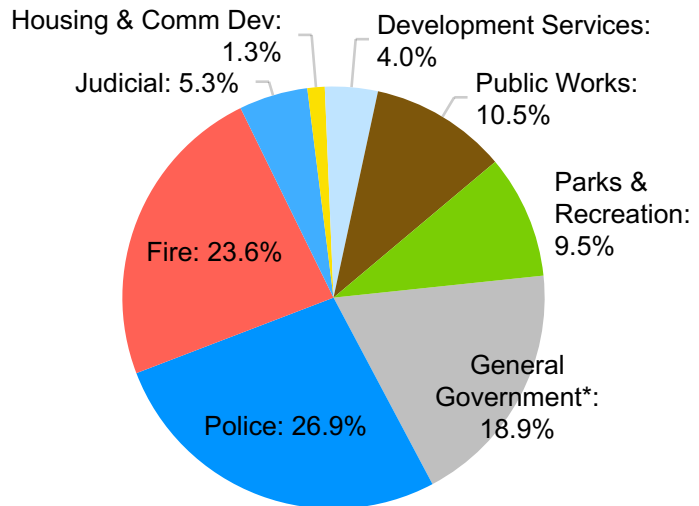


Q: What part of my tax bill goes to the City?

A: In FY 2019, for every \$100,000 in market value of a home, City taxes were 30% of a homeowner's total tax bill. The biggest taxing entity for a Missoula County property owner is Missoula County Public Schools, which in FY 2019 accounted for 36% of the tax bill. Missoula County was 20%.

Q: Why do City taxes increase each year?


A: The City portion of property taxes increases slightly every year because the City buys many of the same things that every household buys – fuel, tires, power from NorthWestern Energy, health insurance – and all these costs increase yearly. Citizens have told Mayor Engen and the City Council that they strongly support the services they receive and that they want to preserve them, but it costs the City more each year to provide those services. Here's where the City tax money goes:



*General Gov't: Mayor's Office, Council, Central Services, Facilities, Fleet management.

Q: What are TIF (Tax Increment Financing) and URD (Urban Renewal Districts)?

A: TIF is *not* a tax credit. The homes and businesses within an urban renewal district pay taxes at the same rate as those outside the district. As properties in the district increase in value, the additional tax revenue is set aside for streets and sidewalks, environmental cleanup, demolition of old buildings and similar upgrades that improve the appearance and increase the value of the area. These investments turn blighted neighborhoods into thriving ones like downtown Missoula today, resulting in more tax revenue for the whole community. Just like with a retirement account, a moderate investment now will have a big payoff in the future.



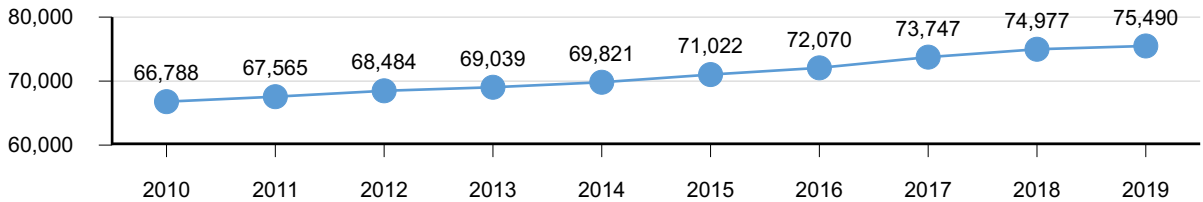
Budget Q & A

FY2019

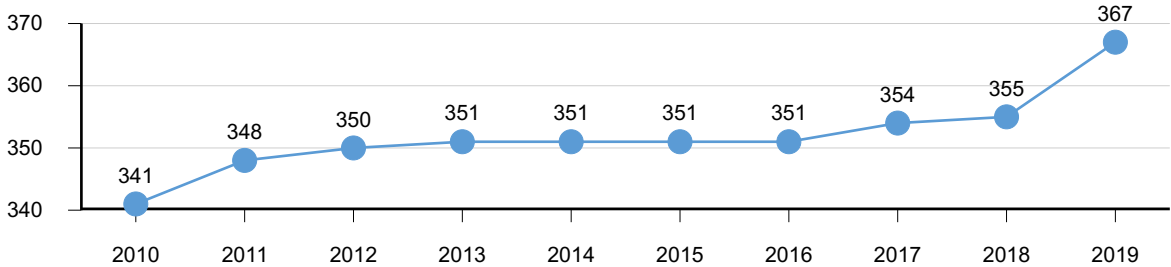
Q: What challenges does the City face every year?

A: In addition to inflation increasing costs, Missoula is growing, and there is more demand for services. Here are a few examples:

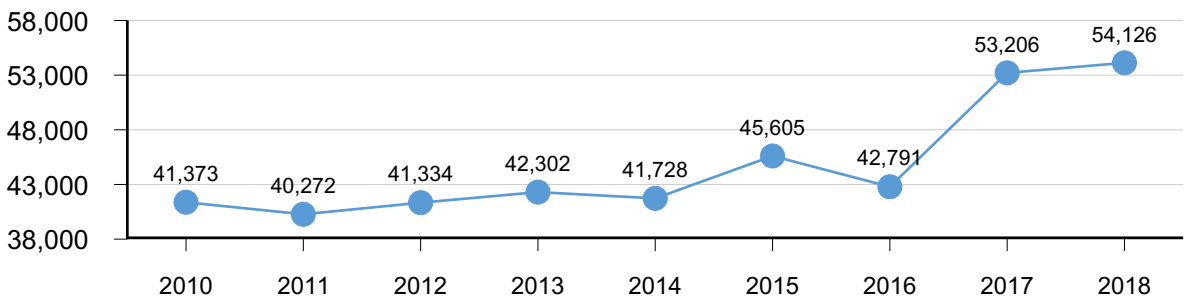
Missoula Population



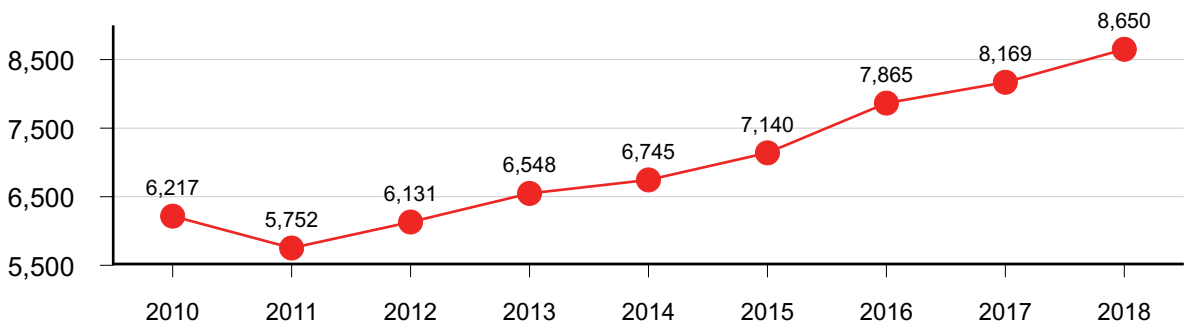
Street Miles




Police Calls for Service



Fire Incident Calls

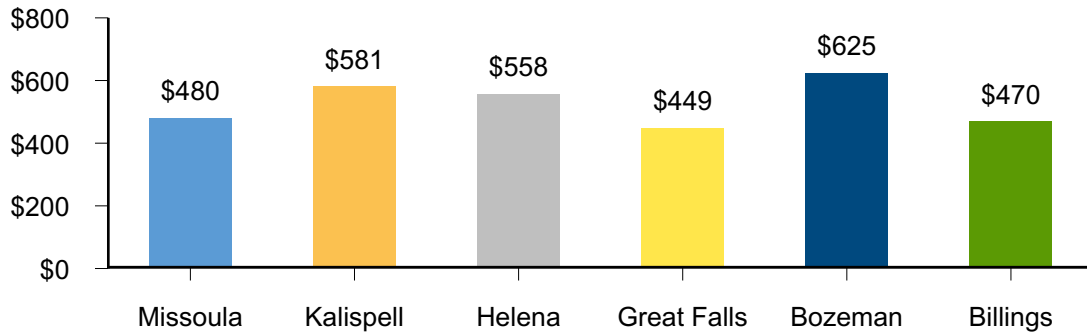




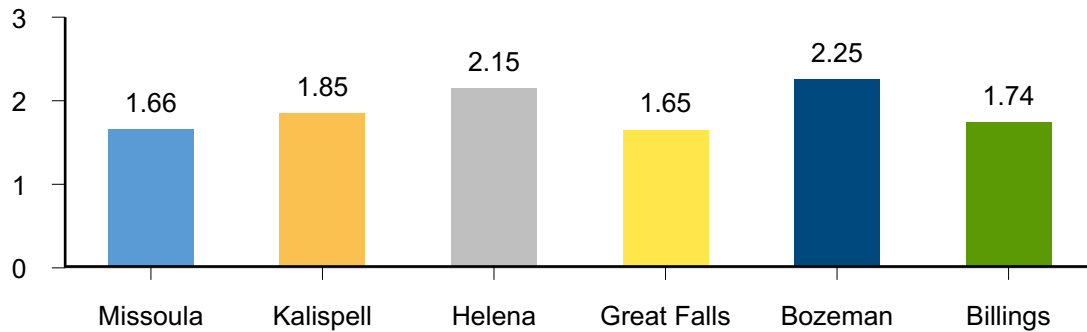
Budget Q & A

FY2019

Revenue Per Capita Adopted FY 2019 Budgets



Mill Value Per Capita Adopted FY 2019 Budgets



Total Mills (Assessments Converted to Mills) Adopted FY 2019 Budgets

